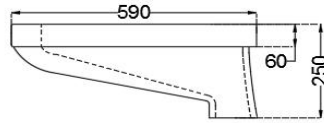
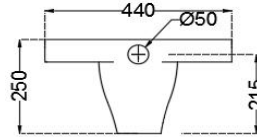


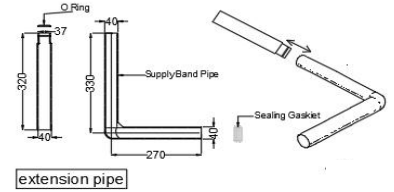
TOP VIEW



SIDE VIEW



BACK VIEW



extension pipe

General Information

Product Code	ECS-WHT-451LE
Brand	Essco
Colour	White
Type	Orissa Pan WC
Material	Ceramic-Vitreous China (VC)

Product Specification

Product Dimension	440x590x250 mm
Bowl Opening (Inner Dimension)	465x210 mm
Product Net Weight	14.5 kg
Product Gross Weight	17.5 kg
Packaging Dimension	610x265x470 mm
Outlet	Vertical
Inlet And Outlet Hole Dimension	Internal diameter of inlet hole dia. $\varnothing 50 \pm 3$ mm
	External diameter of outlet hole dia. $\varnothing 100 \pm 5$ mm
	Vertical distance between the Bowl bottom edge and the centre line of the inlet hole ≤ 215 mm
Product Features	Packed with L Bend & Extension pipe for easy installation, Anti germ glaze.

ACCESSORIES PROVIDED

Extension pipe	WHP-WHT-187NE
Inlet Gasket	ZPS-BLK-GK05
O Ring	ZPS-BLK-GK06
L Type Bend Pipe	WHP-WHT-187NL

ACCESSORIES RECOMMENDATION

Cistern	WHE-WHT-183NT
---------	---------------

CARE AND CLEANING GUIDELINES

- Vitreous china sanitary ware products are fragile in nature and need to be handled with care (to avoid personal injury) at all times during its storage, handling, installation and use thereafter.
- The product is heavy and it is recommended that two persons hold it while it is being fixed.
- Carefully inspect the new product for damage before installation.
- Risk of product damage. Over tightening may cause breakage or chipping of vitreous china.
- Risk of external leakage. Do not lift or rock the bowl after placement.
- Always test your cleaning solution on an inconspicuous area on the product before applying it to the entire surface.
- Do not allow cleaners to sit or soak on the product.
- Use a soft, dampened sponge or cloth to clean. Never use abrasive material like a bristle brush or scouring pad.
- Wipe surfaces clean and rinse completely with water immediately after applying cleaners.
- Clean Chrome, stainless steel surfaces once a week. Do not use cleaners containing chloride on chrome, stainless steel. If used, rinse the surface immediately to prevent corrosion.
- Wherever chrome plating is used on the products, use only warm water to clean and then dry with a soft cloth.

QUALITY MANAGEMENT SYSTEM - ISO 9001



DISCLAIMER: Our every effort has been made to ensure factual accuracy, the information presented subject to changes due to requirements in different sites, markets and/ or countries. All dimensions are in mm (Tolerance ± 5 MM). Jaquar reserves the right to make the necessary amendments at any time without prior notice.

For Installation Refer Actual Product